

Maintenance

Schedule

Updation

Step-1

Work Request. Open MOS170

Actions Options Related Tools

Product: K21DF001
Lot number: K21DF001
Status: - Release date: -
Dsp related WO: 0-No
Apply

Sorting order: 14-Product

Rel dt	Stp	Service	Lot number	Act val 1	Resp	Fac
150819	MNT	PME	K21DF001		KGM140851	K21
220820	MNT	CLG , CHECKING & LUB	K21DF001		KGM140851	K21
050920	MNT	TOP ROL LOAD CHECK	K21DF001			
150920	MNT	COTS BUFFING	K21DF001			
030221	MNT	CREEL O.H.	K21DF001			
070821	MNT	BOT ROL ECCEN CHECK	K21DF001			
070821	MNT	CAN CHANGER OH	K21DF001			
070821	MNT	COILER OH	K21DF001			

Hide sim

- Print CTRL+6
- Release Work Request CTRL+7
- Release Workscope CTRL+8
- Release MCO Line CTRL+9
- Materials and Operations CTRL+11
- Check Component Availability CTRL+13
- Check Capacity CTRL+14
- Check Tool Availability CTRL+15
- Service CTRL+16
- Meter Reading CTRL+17
- Engineering Orders CTRL+18
- Complaint CTRL+19
- Item/Warehouse CTRL+20
- Material Plan CTRL+21
- Simulate Component Availability CTRL+22

Related Select CTRL+1
Change CTRL+2
Delete CTRL+4
Display CTRL+5
Copy to Clipboard
Add Text to Quicknote...
Restore Columns

Work Order. Open MOS100

Actions Options Related Tools

Status: 10 - 40 1st level only:
Action message: -
Facility: K21
Apply

Product	Lot number	WO no	Sts	Hos	Str dt	Fin dt	Stp	Service
K21DF001	K21DF001	0290639518	20	20	230820	230820	MNT	CLG , CHECKING & LUB

Step-2

Work Order. Open MOS100 ✖

Actions Options Related Tools

Status: 10 - 40 1st level only:

Action message: -

Facility: K21

Apply

Product	Lot number	WO no	Sts	Hos	Str dt	Fin d
K21DF001						
K21DF001	K21DF001	0290639518	20	20	230820	230820

Sorting order: 1-Pro

- Print CTRL+6
- Release Work Order CTRL+7
- Materials and Operations CTRL+11**
- Related Work Orders CTRL+12
- Service History CTRL+13
- Close Work Order CTRL+14
- Work Order Individuals CTRL+15
- Report WO Operation CTRL+16
- Display Operation Transactions CTRL+17
- Report WO Inspection CTRL+18
- Report Permits/Lock-out/Tag-out CTRL+19
- Defer CTRL+20
- Reschedule Work Order CTRL+21

- Related
- Select CTRL+1
- Change CTRL+2
- Delete CTRL+4
- Display CTRL+5
- Copy to Clipboard
- Add Text to Quicknote...
- Restore Columns

Work Order. Open Line MOS101 ✖

Actions Options Related Tools

WO no: 0290639518 Status: 22 20

Product: K21DF001 DRAW FRAME 1

Lot number: K21DF001

Ref order no: Responsible: KGM140851

Start date: 230820 Quantity: 1.00 NO

Finish date: 230820 Est cost:

Operation no: Apply

Sno	Op	Comp no/Wrk ctr	Qty/Run tm	U/M	Quantity	Date	Sts	Estimated cost	Itp	Itc	Report qty	Op description	Service
10	KDFMA001		1.00		230820	40						CLG , CHECKING & LUB	CLG , CHECKING & LUE

Step-3

Work Order. Open MOS100 ✖

Actions Options Related Tools

Status: 10 - 40 1st level only:

Action message: [dropdown] - [dropdown]

Facility: K21

Apply

Product	Lot number	WO no
K21DF001		
K21DF001	K21DF001	0290639518

Related

- Select CTRL+1
- Change CTRL+2
- Delete CTRL+4
- Display CTRL+5
- Copy to Clipboard
- Add Text to Quicknote...
- Restore Columns

- Print CTRL+6
- Release Work Order CTRL+7
- Materials and Operations CTRL+11
- Related Work Orders CTRL+12
- Service History CTRL+13
- Close Work Order CTRL+14
- Work Order Individuals CTRL+15
- Report WO Operation CTRL+16
- Display Operation Transactions CTRL+17
- Report WO Inspection CTRL+18
- Report Permits/Lock-out/Tag-out CTRL+19
- Defer CTRL+20
- Reschedule Work Order CTRL+21
- Check Component Availability CTRL+22
- Check Capacity CTRL+23

WO Operation. Report MOS070 ✖

Actions Options Related Tools

Facility: K21 MILL NO 1

WO no: 0290639518 Status: 40 40

Product: K21DF001 DRAW FRAME 1

Lot number: K21DF001

Ref order no: [dropdown] [dropdown] [dropdown] Start date: 230820

Warehouse: K21 Finish date: 230820

Responsible: KGM140851 Report date: [dropdown]

Op	W/C	Remains	Manf qty	U/M	Rem time	Hrs used	Sts	Op description
> 0010	KDFMA001	1.00		NO				KING & LUB

Related

- Change CTRL+2
- Display CTRL+5
- Copy to Clipboard
- Add Text to Quicknote...
- Restore Columns

Step-4

WO Operation. Report MOS070

Actions Options Related Tools

WO no: 0290639518 Status: 40 40
Product: K21DF001 DRAW FRAME 1
Lot number: K21DF001 Reporting no: 173632802
Ref order no: Start date: 230820
Responsible: KGM140851 Finish date: 230820
Work center: KDFMA001 CLG , CHECKING & LUB
Operation no: 10 CLG , CHECKING & LUB

Details

Order qty bU/M: 1.00 Auto receipt:
Used lab run tm: 0.00 Used lab setup: 0.00
Used mch run tm: 2 0.00 Used mch setup: 0.00
Run disturbance: Setup disturb: Exchg: 0
Manuf quantity: 1.00 Position:
Scrapped qty: Mfg U/M: NO
Man compl flag: Reject reason:
Employee no: Scrap src W/C:
Shift: Pay element:
Pln no workers: 0.00 Trans date: 041220 Time: 1502
Resource: Pln no setup: 0.00
Dev work center: Rework: 0-No
Labor charge cd: Cstng type: 3
Remark:

B Browse E Basic Information...

WO Operation. Report MOS070

Actions Options Related Tools

Facility: K21 MILL NO 1
WO no: 0290639518 Status: 80 90
Product: K21DF001 DRAW FRAME 1
Lot number: K21DF001
Ref order no: Start date: 230820
Warehouse: K21 Finish date: 230820
Responsible: KGM140851 Report date:

Op	W/C	Remains	Manf qty	U/M	Rem time	Hrs used	Sts	Op description
> 0010	KDFMA001		1.00	NO				CHECKING & LUB

- Related
- Change CTRL+2
- Display CTRL+5
- Copy to Clipboard
- Add Text to Quicknote...
- Restore Columns
- Confirmation
- Date Management CTRL+13
- Rep Empl No CTRL+14
- Complaint CTRL+15
- Op Element (Skills/Tools/Permits) CTRL+16
- Goods Receipt CTRL+17
- Op Transactions CTRL+18

Go back

Step-5

Work Order. Open MOS100 ✖

Actions Options Related Tools

Status: 10 - 40 1st level only:

Action message: -

Facility

K21

Apply

Product	Lot number	WO no	Sts	Hos	Str dt	Fin dt
K21DF001						
K21DF001	K21DF001	0290639518	80	90	220820	220820

- Related
- Select CTRL+1
- Change CTRL+2
- Delete CTRL+4
- Display CTRL+5
- Copy to Clipboard
- Add Text to Quicknote...
- Restore Columns

- Print CTRL+6
- Release Work Order CTRL+7
- Materials and Operations CTRL+11
- Related Work Orders CTRL+12
- Service History CTRL+13
- Close Work Order CTRL+14
- Work Order Individuals CTRL+15
- Report WO Operation CTRL+16
- Display Operation Transactions CTRL+17
- Report WO Inspection CTRL+18
- Report Permits/Lock-out/Tag-out CTRL+19
- Defer CTRL+20
- Reschedule Work Order CTRL+21
- Check Component Availability CTRL+22
- Check Capacity CTRL+23
- Copy to Service CTRL+24

WORKING & LUBRIC

Equipment. Open Service History MOS180 ✖

Actions Options Related Tools

Sorting order: 14-WO no, prod no, l

Facility: K21 MILL NO 1
Release date: -
Status: -

Apply









WO no	Product	Lot number	Stp	Service	Resp	Order qt	Mun
0290639518							
0290639518	K21DF001	K21DF001	MNT	CLG , CHECK		1.00	NO
0295004391	K21AC001	K21AC001	MNT	PME		1.00	NO
0295006672	K21AC001	K21AC001	MNT	PME		1.00	NO
0295006673	K21AC002	K21AC002	MNT	PME		1.00	NO
0295006674	K21AC003	K21AC003	MNT	PME		1.00	NO
0295006675	K21AC004	K21AC004	MNT	PME		1.00	NO
0295006676	K21AC005	K21AC005	MNT	PME		1.00	NO
0295006677	K21AC006	K21AC006	MNT	PME		1.00	NO
0295006678	K21AC007	K21AC007	MNT	PME		1.00	NO
0295006679	K21AC008	K21AC008	MNT	PME		1.00	NO

- Related
- Select CTRL+1
- Change CTRL+2
- Delete CTRL+4
- Display CTRL+5
- Copy to Clipboard
- Add Text to Quicknote...
- Restore Columns


Approve

- Approve Workscope CTRL+11
- Service Status CTRL+12
- Update Mod Status CTRL+13
- Service CTRL+14
- Approval tag CTRL+15
- Meter Reading CTRL+16
- Engineering Order CTRL+17
- Complaint CTRL+18
- Item/Warehouse CTRL+19
- Op Plan CTRL+20
- WO/PO CTRL+21

🏠 [Equipment. Open Service History](#) MOS180 ✖

Actions ▾ Options ▾ Related ▾ Tools ▾ |         |

Enter Approval Date and Time

Trans date: 

Time zone: India Standard Time

Trans time: :

Maintenance Done Date, it will be current date by default and can't change

Thanks